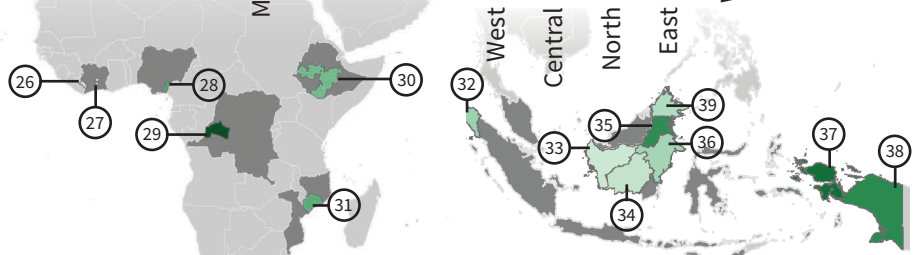
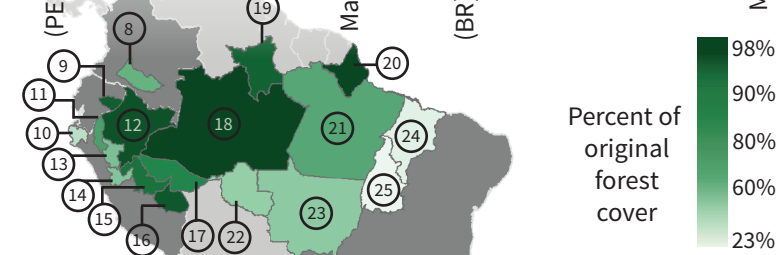
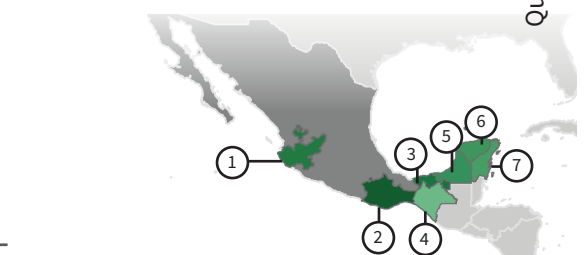
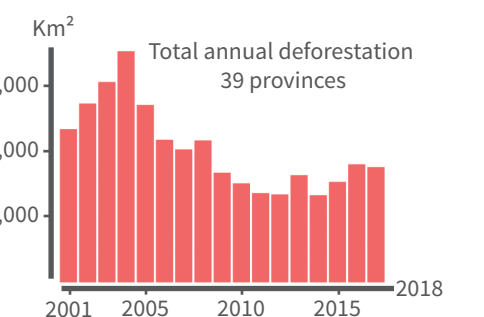


### A GLOBAL SNAPSHOT:

- 39** Subnational jurisdictions
- 28%** Of the world's tropical forests
- 33%** Of the world's tropical forest carbon stock
- 6.8** GtCO<sub>2</sub>e avoided emissions



J. Ardila, C. Stickler, D. Nepstad, R. Vargas, J. Rojas. 2018. "A Global Snapshot: Deforestation, Emissions & GDP in 39 Sub-national Jurisdictions" in C. Stickler et al. (Eds.), The State of Jurisdictional Sustainability. San Francisco, CA: EI; Bogor, Indonesia: CIFOR; Boulder, CO: GCF-TF.

COMPLETE REFERENCES & DATA SOURCES PROVIDED AT [www.earthinnovation.org/state-of-jurisdictional-sustainability](http://www.earthinnovation.org/state-of-jurisdictional-sustainability)  
Dynamic maps available at <http://gcfimpact.org/maps>